



NEVER WASTE A DROP OF WATER.

**Y-1 & Y-2 Series Specialty Frost-Proof
Yard Hydrants**



LEARN MORE ABOUT THE BEST IN THE INDUSTRY AT merrillmfg.com

Y-1 & Y-2 SERIES

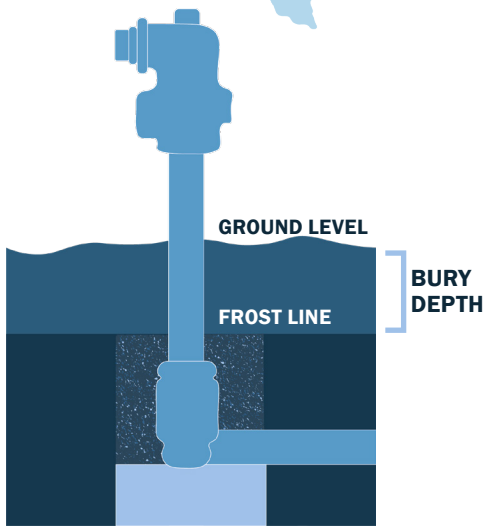
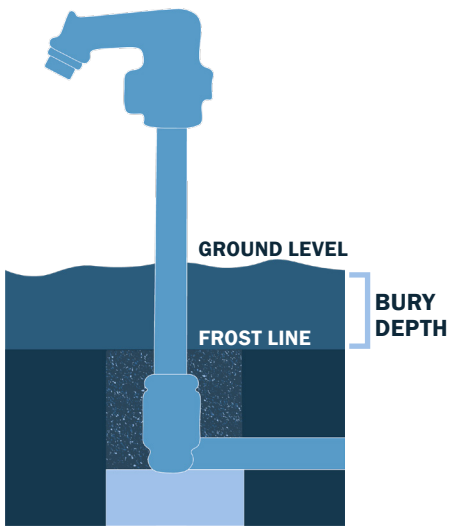
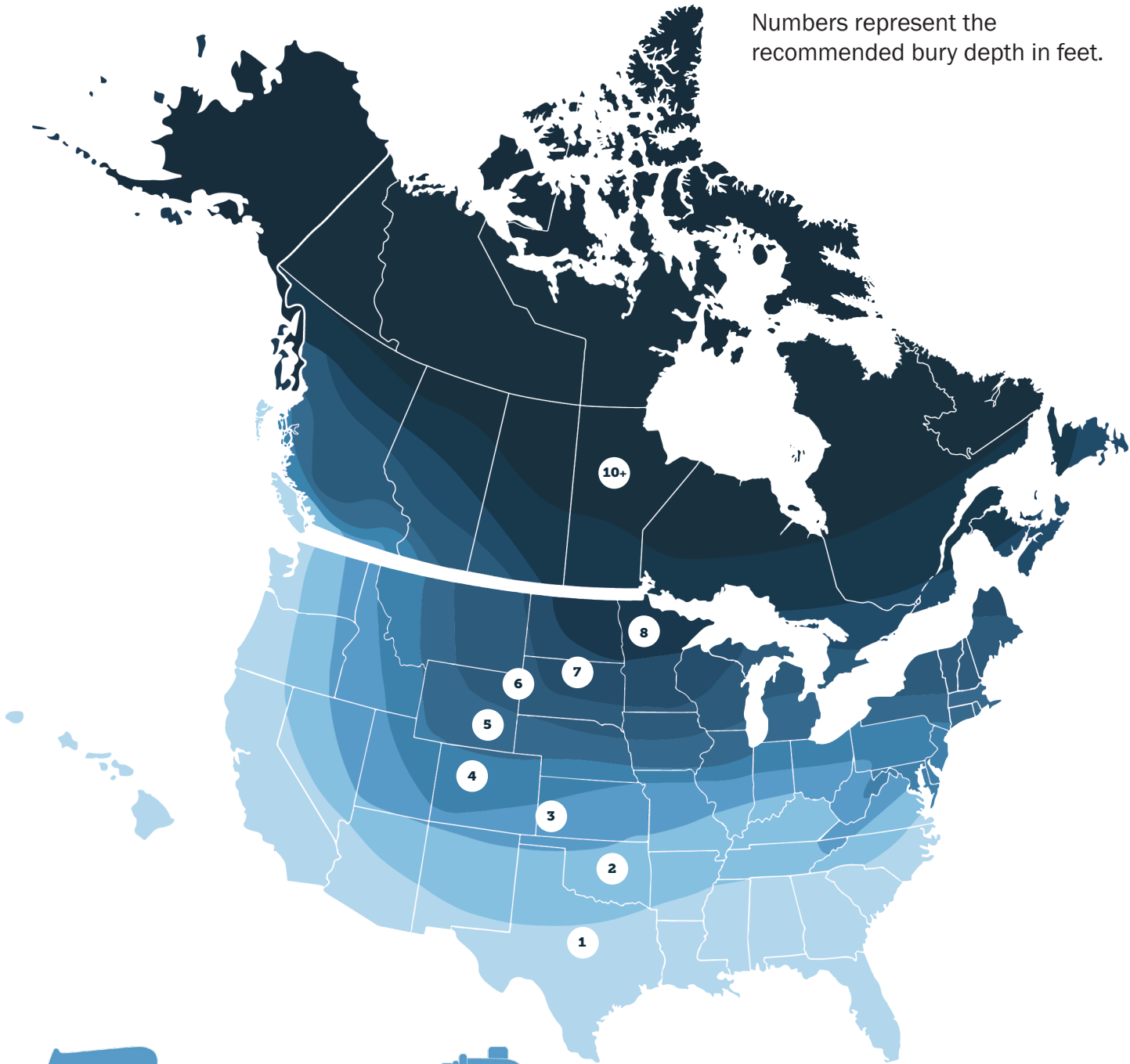
ONE HYDRANT. FOUR SEASONS.

Merrill has produced top-quality yard hydrants for more than 70 years, and the Y-1 and Y-2 hydrants not only offers superior performance, but also prevents any wasting of water. Self-closing shuts itself off.



BURY DEPTH MAP

Numbers represent the recommended bury depth in feet.



Bury Depth Information

The frost line is simply the deepest point in the ground to which ground water will freeze. It's also referred to as the frost depth. Be sure the hydrant is installed with provision for drainage below the frost line.

Numbers represent the number of feet that is the recommended bury depth for this area. Check with your local code to ensure the right length.

Y-1 SPECIFICATIONS

Inlet: 3/4" NPT
Outlet: 3/4" No Lead Brass Hose Thread
Self-Closing can be locked open or closed
Brass Plunger with three quad ring seals
1" Galvanized Pipe & Galvanized Internal Pipe
Outlet stands 27" above ground level

Y-1 Hydrant Flow Rates

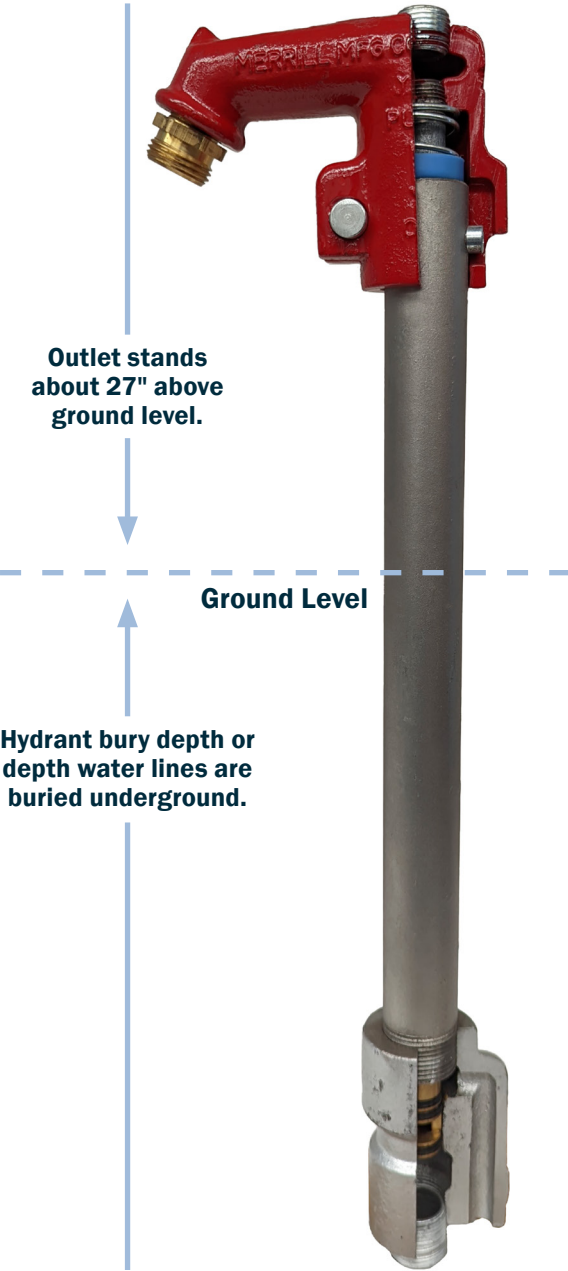
Water System Pressure	Gallons Per Minute (GPM)						
	0	5	10	15	20	25	30
20 PSI	13.6 GPM @ 20 PSI						
30 PSI	15.2 GPM @ 30 PSI						
40 PSI	18.8 GPM @ 40 PSI						
60 PSI	23 GPM @ 60 PSI						

Y-2 Hydrant Flow Rates

Water System Pressure	Gallons Per Minute (GPM)						
	0	5	10	15	20	25	30
20 PSI	13.6 GPM @ 20 PSI						
30 PSI	15.2 GPM @ 30 PSI						
40 PSI	18.8 GPM @ 40 PSI						
60 PSI	23 GPM @ 60 PSI						

Y-2 SPECIFICATIONS

Inlet: 3/4" NPT
Outlet: 3/4" No Lead Brass Hose Thread
Self-Closing can be locked open or closed
Brass Plunger with three quad ring seals
1" Galvanized Pipe & Galvanized Internal Pipe
Outlet stands 3-1/2" above ground level

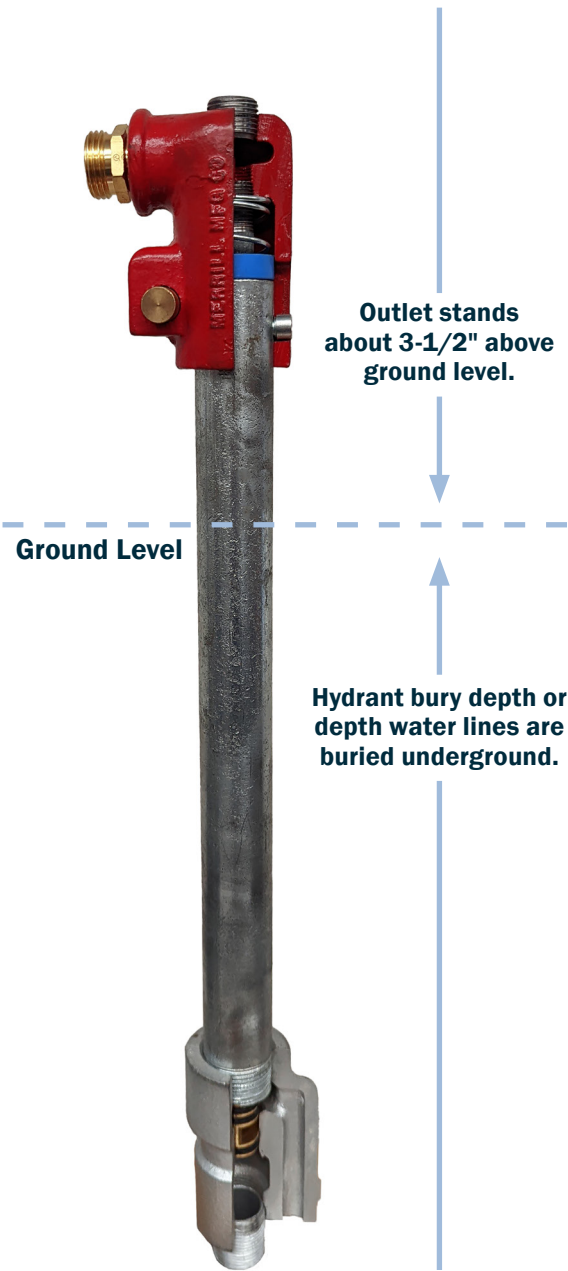


No-Lead Standard 3/4" Inlet Y-1 Self-Closing

Order Number	UPC Bar Code (Qty. 1)	Inlet & Length	Overall Length	Approx. Weight
Y17501	6 42367 03038 4	3/4" x 1' Bury	40.3"	13.16 lbs
Y17502	6 42367 03039 1	3/4" x 2' Bury	52.3"	15.70 lbs
Y17503	6 42367 03040 7	3/4" x 3' Bury	64.3"	18.24 lbs
Y17504	6 42367 03041 4	3/4" x 4' Bury	76.3"	20.78 lbs
Y17505	6 42367 03042 1	3/4" x 5' Bury	88.3"	23.32 lbs
Y17506	6 42367 03043 8	3/4" x 6' Bury	100.3"	25.86 lbs
Y17507	6 42367 03044 5	3/4" x 7' Bury	112.3"	28.40 lbs
Y17508	6 42367 03045 2	3/4" x 8' Bury	124.3"	30.94 lbs
Y17510	6 42367 03046 9	3/4" x 10' Bury	148.3"	33.48 lbs

No-Lead Standard 3/4" Inlet Y-2 Self-Closing

Order Number	UPC Bar Code (Qty. 1)	Inlet & Length	Overall Length	Approx. Weight
Y27502	6 42367 03054 4	3/4" x 2' Bury	29"	10.10 lbs
Y27503	6 42367 03055 1	3/4" x 3' Bury	41"	12.64 lbs
Y27504	6 42367 03056 8	3/4" x 4' Bury	53"	15.18 lbs
Y27505	6 42367 03057 5	3/4" x 5' Bury	65"	17.72 lbs
Y27506	6 42367 03058 2	3/4" x 6' Bury	77"	20.26 lbs
Y27507	6 42367 03059 9	3/4" x 7' Bury	89"	22.80 lbs
Y27508	6 42367 03060 5	3/4" x 8' Bury	101"	25.34 lbs
Y27510	6 42367 03061 2	3/4" x 10' Bury	125"	27.88 lbs



PARTS AND ACCESSORIES

Parts List

Part Description	Part Number
Head Complete - Part No. Y-2A, Y-4, G-6, 1/8x3/8MDK	Y-1
Head Complete - Part No. Y-2A, Y-4, G-6, 1/8x3/8MDK	Y-2
Lock Pin	Y-2A
Roll Pin	1/8x3/8MDK
Compression Spring	Y-3
Spring Retainer	TECTM125ACUT
Countersuck Head Plug	Y-4
No Lead Hose Adapter	GNL-6
1/4" x 1/4" Socket Head Cap Screw (used before 11/1/77)	Y-7
3/8" x 5/16" Self-Locking Socket Head Cap Screw (used after 11/1/77)	Y-8
Flow Control Valve (Optional)	Y-20
3/8" Galvanized Pipe	Y-35
1" Galvanized Pipe	Y-37
Valve Body with Stainless Steel Sleeve	Y-40
Plunger with Seals	Y-41B
Quad Ring Seals (used after 11/1/78)	Y-45X
Container of Silicone Lube	A-250

Optional Accessories List

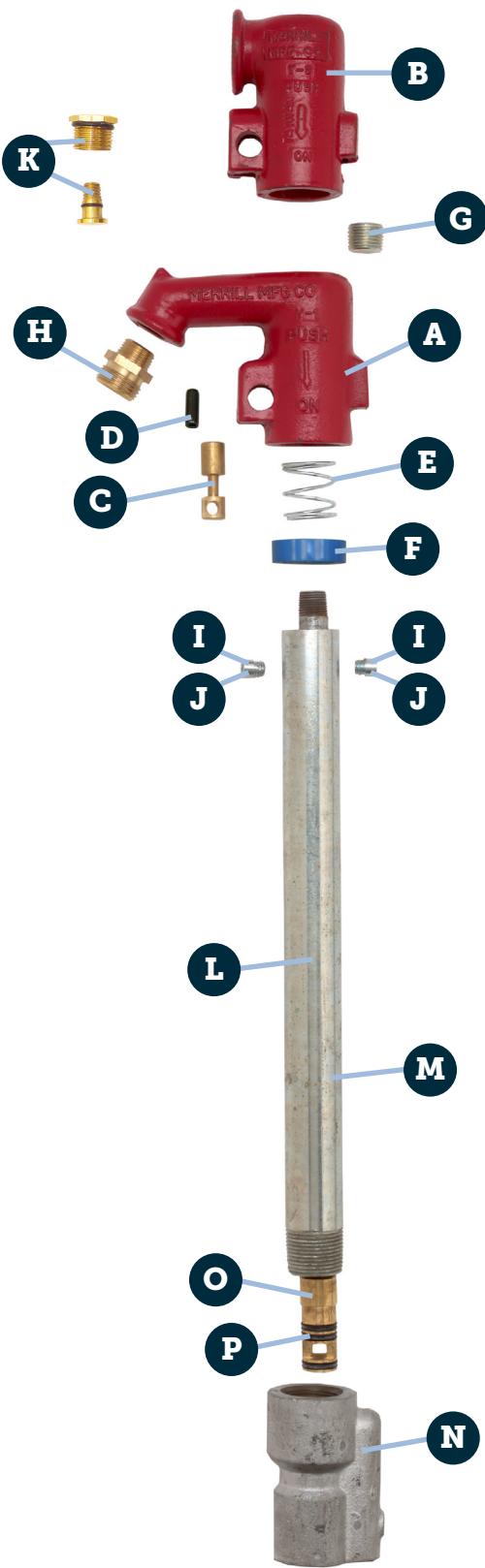
Order No.	Part Description
No-Lead Vacuum Breakers	
○ BVBADNL75	3/4" Hose, Automatic Drain
BVBNL75M	3/4" Hose, Manual Drain



FEATURES AND BENEFITS

- A Part Number: Y-1**
Heavy-duty, thick-walled head casting
- B Part Number: Y-2**
Heavy-duty, thick-walled head casting
- C Part Number: Y-2A**
Lock pin, simply push lock button to lock hydrant open or closed.
- D Part Number: 1/8x3/8MDK**
Roll pin
- E Part Number: Y-3**
Stainless steel compression spring and water pressure shuts off water so it's not wasted.
- F Part Number: TECTM125ACUT**
Spring retainer
- G Part Number: Y-4**
Countersuck
- H Part Number: GNL-6**
Heavy-duty no lead brass hose adapter for standard 3/4" hose coupling ensures the perfect fit.
- I Part Number: Y-7**
Manufactured after 11/1/77, 1/4" x 1/4" socket head cap screw provides strong hold for hydrant head to pipe.
- J Part Number: Y-8**
Manufactured after 11/1/77, 3/8" x 5/16" self-locking socket head cap screw provides strong hold for hydrant head to pipe.
- K Part Number: Y-20**
Standard hydrant sold without flow control valve. To install simply remove top plug.
- L Part Number: Y-35**
High quality and extra heavy 3/8" inside galvanized pipe protected from corrosion.

- M Part Number: Y-37**
High quality and extra heavy 1" galvanized pipe protected from corrosion.
- N Part Number: Y-40**
Valve body with stainless steel sleeve
- O Part Number: Y-41B**
Plunger with seals
- P Part Number: Y-45X**
Manufactured after 11/1/78, quad ring seals





© 2022 Merrill Manufacturing
315 Flindt Dr. | Storm Lake, Iowa 50588 | (800) 831-6962 | merrillmfg.com